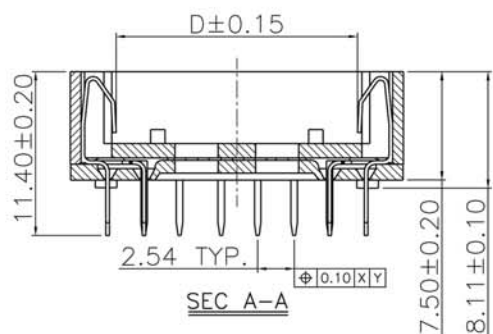
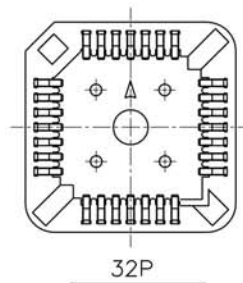


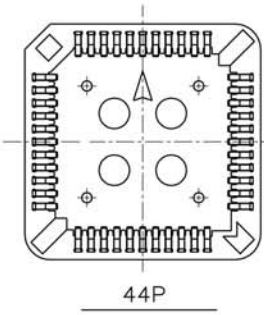
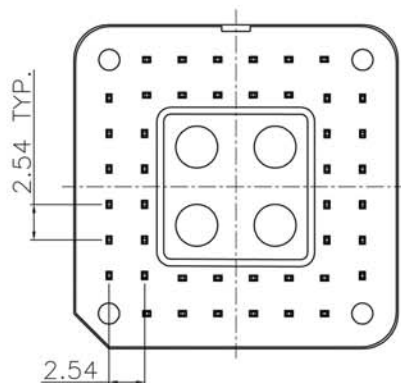
RECOMMENDED P.C. BOARD LAYOUT



SEC A-A



32P



44P

NOTES:
 SPECIFICATIONS:
 CURRENT RATING:1 AMP.
 VOLTAGE:250V AC/DC MAX.
 DIELECTRIC WITHSTANDING:500VAC FOR ONE MINUTE.
 CONTACT RESISTANCE:30mΩ (MAX).
 INSULATION RESISTANCE:1000MΩ (MIN).
 OPERATING TEMPERATURE:-55°C+105°C
 RETENTION FORCE:0.30KG PER PIN (MIN).
 MATERIALS:
 BODY: PBT+30%GF UL 94V-0.
 COVER:PBT+30%GF UL 94V-0.
 CONTACTS:PHOSOR BRONZE.
 CONTACT PLATING TIN/GOLD.

Dimension No.Of Pin	A	B	C	D	E	F	G	H	I
DIP - 20P	15.56	15.56	9.10	9.10	5.08	5.08	10.16	10.16	17.55
DIP - 28P	18.10	18.10	11.66	11.66	7.62	7.62	12.70	12.70	21.25
DIP - 32P	20.60	18.10	14.17	11.69	7.62	10.16	12.70	15.24	23.00
DIP - 44P	23.48	23.48	16.78	16.78	12.70	12.70	17.78	17.78	28.50
DIP - 52P	25.88	25.88	19.28	19.28	15.24	15.24	20.32	20.32	32.45
DIP - 68P	31.66	31.66	24.35	24.35	20.32	20.32	25.40	25.40	39.30
DIP - 84P	36.66	36.66	29.38	29.38	25.40	25.40	30.48	30.48	46.85

RoHS
Compliant

ITEM NO **A-CCSXX-Z-R (TIN)**
A-CCSXX-G-R (GOLD)
 TITLE **CHIP-CARRIER PLCC SOCKET**

ASSMANN
 Electronics, Inc.
 1840 W. Drake Drive, Suite 101 - Tempe, AZ 85283
 Toll Free: 1-877-277-6266 Email: info@usa-assmann.com

THIS DRAWING IS UNPUBLISHED
 ©Copyright 2008 by Assmann Electronic Components
 All International Rights Reserved